


SPA-115

RUGGED PAN



Actuede AS is a Norwegian manufacturer of high quality and rugged subsea components. Our products are designed in close co-operation with end users and field testing.

The Actuede SPA-115 with its special design is made for continuous and hard use down to 6000 meter. The rugged design make it possible to use the unit close to thrusters on the ROV's.

The unit must be connected to an external compensator solution.

FEATURES

- Rugged construction
- 6000 Meter
- Absolute position sensor
- RS485 or RS232
- No rotating connector
- Precision gear
- External compensator



Wide range of connectors and compensator solutions available.

SPA-115

SPECIFICATIONS

Electrical:	
Input Voltage	10 to 48 VDC
Drive Current	500mA - 2.5 A
Communication	100 Mb Ethernet, RS-485 or RS-232, Analog
Connector	Customer selectable

Mechanical:	
Angular Limits	Pan range: $\pm 175^\circ$, Continuously rotation on request
Angular Speed	Up to 30 deg/sec
Single Step angle	0.018 deg
Position Feedback	12 bit resolution absolute (approx. 0.1°)
Gears	Precision strain wave
Backlash	< 3 arc minutes (approx. 0.05°)
Materials	Hard anodized Aluminum Stainless Steel or Titanium on request

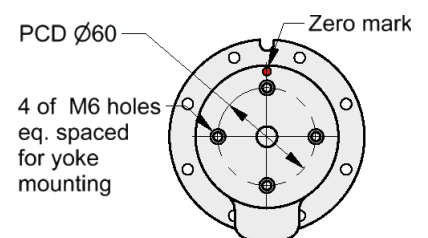
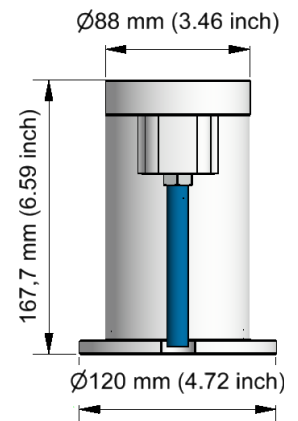
Environmental:	
Operating Depth	Down to 6000 m (20,000 ft)
Temperature Range	-20°C to +50°C (-4°F to +122°F) operating -30°C to +60°C (-22°F to +140°F) storage

Others:	
Average Torque	15 Nm (11 lb/ft)
Max Payload ¹⁾	20 kg (44 lbs)
Size (H/W/D)	167.5 x 88 mm (Flange $\varnothing 120$ mm) 6.59 x 3.46 inch (Flange $\varnothing 4.72$ inch)
Weight in Air ²⁾	3.5 kg (7.7 lbs)
Weight in Water ²⁾	2.3 kg (5.1 lbs)

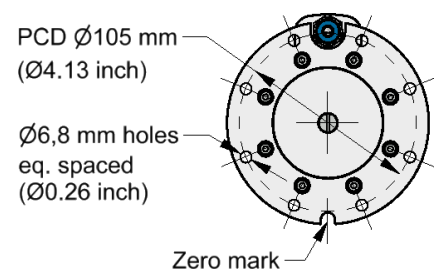
Notes:

- 1) Payload: Attached device weight in air
- 2) Weight for aluminium housing

Mounting Brackets can be delivered on request.



Mounting holes (bottom view):



All technical data and specifications are subject to change.
2016-10-07 Rev 1